



Overview

Euroflood SL floodlight series features a sleek, minimalistic design with a robust die-cast body available in two sizes. Engineered for high performance, Euroflood SL utilises a high quality, efficient LED light engine that delivers a range of light outputs suitable for diverse applications. The IP68 connector ensures easy and safe installation without compromising the product's integrity. Designed with environmental impact in mind, Euroflood SL is available in both 2700K and 4000K, with a variety of optic options. This versatility allows for the creation of safe, well-lit spaces while maintaining a minimal environmental footprint.

Lighting performance

- Clear, acrylic (PMMA) optic lens
- Clear tempered glass optical cover
- Colour temperature options
 - 2700K LED as standard
 - 4000K LED available
- Light distribution
 - Area
 - Asymmetric Wide
 - Asymmetric Narrow
- Light output
 - Euroflood SL Small: 7700lm-18400lm
 - Euroflood SL Medium: 25300lm-35400lm
- Efficacy up to 166lm/W

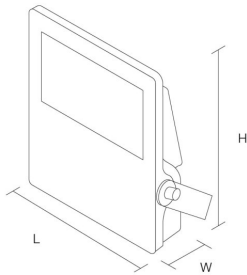
Construction

- Aluminium injection housing
- Electrostatic powder coating, resistant to UV rates.
- Saline environment resistance, suitable for applications within 3km of the coast.
- IP66
- Impact resistance IK08
- Finished in Jet Black RAL9005
- Suitable for ambient temperatures between -40° and +40°
- Fixed output or DALI dimming driver option
- Slim body to minimise wind exposed surfaces
- Integral adjustable stirrup mounting bracket
- 235° rotation with 5° angle step
- Optional wire guard attachment offered on request
- Different mounting kits offered on request

LED Performance

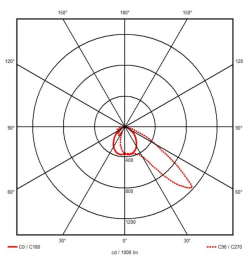
| Colour Temp | RA (CRI) | Life expectancy | Colour consistency |
|-------------|----------|---------------------|--------------------|
| 2700K | >70 | L90B50 >130,000 hrs | MacAdam 3 SDCM |
| 4000K | >70 | L90B50 >130,000 hrs | MacAdam 3 SDCM |

Dimensions

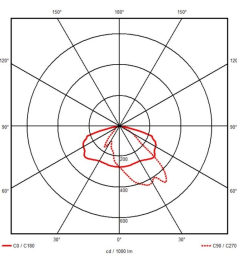


| VERSION | L | W | H | KG |
|---------------------|-----|-----|-----|-----|
| Euroflood SL Small | 340 | 138 | 420 | 8.2 |
| Euroflood SL Medium | 445 | 180 | 500 | 13 |

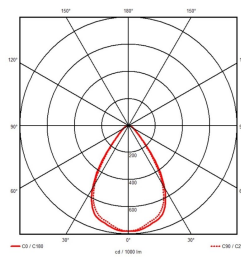
Photometric Performance



Asymmetric
Narrow
LOR = 100%



Asymmetric Wide
LOR = 100%



Area Distribution
LOR = 100%

To Specify

Slimline floodlight with die-cast body. High quality, efficient LED light engine with a range of light outputs to suit a wide variety of applications - as Whitecroft Lighting EUROFLOOD SL.
