

# Starline Fixed IP67 Surface



Surface mounted IP67 LED luminaire for continuous or individual mounting

IP67




SCON3



SCON1



SCON2



## Optics

- Medium output version 820 - 860 lumens / 15.2W per metre

## Body

- IP67 rated protection
- Extruded aluminium body
- Natural silver aluminium finish
- Ambient operating temperature range from -25°C to +30°C
- Opal diffuser for 'dot-free' appearance
- Fitted end caps
- Pre-wired leads with male/female connectors for continuous mounting
- Maximum connected row length 5m
- Can be wired in parallel for longer runs
- Start and end of run connectors to be specified separately
- Starter connector with fitted 2m lead and free end to driver
- Remote drivers ordered separately to suit luminaire length, fixed output or Dali dimming

# Order codes

## Opal Diffuser, 4000K

Opal Diffuser, 4000K			
Opal Diffuser, 4000K	Fixed Output	LL/CW	L70
355mm long, 305 lumens, 5.4W	S67W14KO	56	50k
635mm long, 546 lumens, 9.7W	S67W24KO	56	50k
1265mm long, 1088 lumens, 19.2W	S67W34KO	57	50k
1895mm long, 1630 lumens, 28.8W	S67W44KO	57	50k

## IP20 Driver

IP20 Driver	
Fixed Output 20W	CNSLD20
Fixed Output 100W	CNSLD100
Fixed Output 250W	CNSLD250-IP20
Dali Dimming 80W	CSFDY80
Dali Dimming 150W	CSFDY150
Note: Driver CSFDY80 may require up to 4 DALI addresses	

## Options

3000K LED	Replace 4K with 3K	i.e. S67W13KO
-----------	--------------------	---------------

## Accessories

CONNECTOR FROM BODY TO DRIVER WITH 2M LEAD	SCON1
CONNECTOR BETWEEN LUMINAIRES WITH 2M LEAD	SCON2
SINGLE END OF RUN BLANKING CAP (10 PACK)	SCON3

Maximum number of luminaires per driver

Driver Type	Code	355mm long 5.4W	635mm long 9.7W	1265mm long 19.2W	1895mm long 28.8W
Fixed output 20W	CNSLD20	3	2	1	
Fixed output 100W	CNSLD100	14	8	4	2
Fixed output 250W	CNSLD250-IP20	36	20	10	6
Dali dimming 80W	CSFDY80	11	6	3	2
Dali dimming 150W	CSFDY150	22	12	6	4

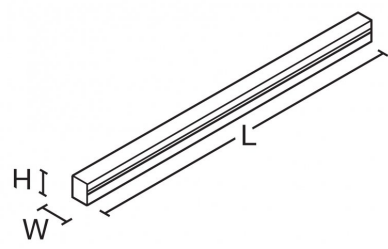
Note: Multiple luminaires should be wired in parallel, not in series  
Maximum connected row length 5m

LED Performance

Colour Temp	RA (CRI)	Colour consistency
3000K	>80	MacAdam 3 SDCM
4000K	>80	MacAdam 3 SDCM



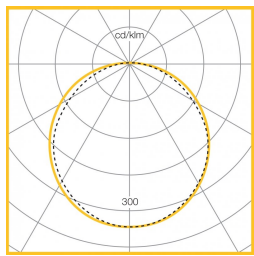
# Dimensions



VERSION	L	W	H	KG
5.4W body	355	19.5	19.5	0.9
9.7W body	635	19.5	19.5	1.5
19.2W body	1265	19.5	19.5	3.0
28.8W body	1895	19.5	19.5	4.5

Driver	L	W	H
CNSLD20	109	50	35
CNSLD100	374	30	19
CNSLD250-IP20	374	30	19
CSFDY80	346	32	22
CSFDY150	325	43	31

# Photometric Performance



Opal Diffuser  
1630 Lumens  
28.8W 4000K  
LOR = 100%

## To Specify

Surface mounted IP67 extruded aluminium luminaire suitable for individual or continuous mounting. With factory fitted LED tape, pre-wired connectors and a range of accessories to suit. With 3000K or 4000K LEDs – as Whitecroft Lighting STARLINE FIXED IP67 SURFACE

---