

Mirage LED Tunable White



Compact tunable white downlighter with optional architectural attachments



2700K - 6500K



Installation spring

Optics

- Light Output Options
 - Tunable Elite: 1800 lumens (28W)*
- Supplied complete with matte reflector
- Tunable white LED light engine that ranges from 2700K to 6500K
- IP44 as standard
- Available with a wide range of attachments
- *Output and wattage based on 6500K colour temperature. These figures will vary between 1-5% depending on colour temperature used

Body

- Black cast aluminium body with polycarbonate reflector ring in white
- Rapid installation guaranteed with our unique spring assembly
- LED driver included
- For ceilings 5-50mm thick

Order codes

Tunable Elite

		B50	
		LL/CW	L80
1800 lumens (28W)	MLA1TECFT	61	50k

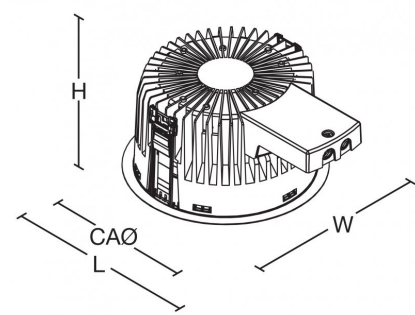
* NB: Other control components are required for the tunable system to function. Please search for Tunable White Controls on Whitecroft website

** For optional architectural attachments please search Mirage LED attachments on Whitecroft website

LED Performance

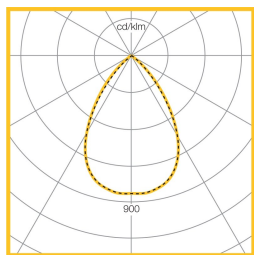
Colour Temp	RA (CRI)	Colour consistency
2700K	>80	MacAdam 3 SDCM
4000K	>80	MacAdam 3 SDCM
6500K	>80	MacAdam 3 SDCM

Dimensions

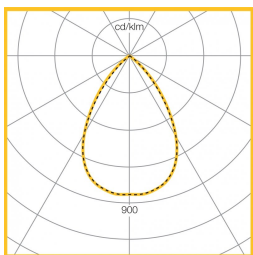


L	W	H	KG	Ø
232	183	137	1.4	165

Photometric Performance



LED 26W 6500K
1830 Lumens
LOR = 100.0%
SHR MAX = 1.29



LED 28W 6500K
1800 Lumens
LOR = 100.0%
SHR MAX = 1.29

To Specify

Recessed LED tunable white downlight with cast aluminium body, white polycarbonate bezel and integral light engine. Tunable white LEDs to adjust the colour temperature between 2700K and 6500K. For ceiling thicknesses of 5-50mm – as Whitecroft Lighting MIRAGE LED TUNABLE WHITE