

Foil Twin Optic

Acoustic suspended lighting system



Hexaprism Optic (T5)

Overview

Foil has been developed to optimised building energy performance and deliver visual integration for a pure aesthetic. Service integration reduces the build programme and ensures a clutter free working or learning environment.

Optics

- Light source options:
 - 21/28/35/39/49 or 54W T5 lamps
 - Twin cell louvre in semi specular zero iridescent MIRO 5 material, 'DUO' panels with a central 'Living Louvre'
 - Hexaprism optic for maximum vertical illuminance
- Light distribution: 80% down and 20% up. Up-light designed to give an asymmetric throw to aid vertical illuminance
- To optimise emergency performance we recommend the installation onsite of Florin E3

Body

- 0.6m or 0.8m wide, 2.2m long steel bodies painted silver or white
- Chamfered 30° luminaire body edge for a slimline appearance
- Infill panels available in 400mm, 800mm and 1200mm lengths
- Perforated side panels of luminaires and infill panels contain 30mm or 48mm acoustic absorbing material
- Twin adjustable wire suspension kits 1.5m maximum drop
- 3 segregated cable conduits. Central for luminaire control, outer for data or power
- Subject to project size and upon request luminaire infill panels can be modified to incorporate items such as speakers, smoke detectors, fire alarms, and sprinkler heads. Radiant heating panels can also be incorporated
- Optional Command Fast Link plug and play system integration for simplified installation

Order codes

Hexaprism 800mm Wide 30mm Acoustic Silver

			LL/CW
T5 2 x 21W	FPL830H221S	FPL830H221SEMIN	63
T5 2 x 28W	FPL830H228S	FPL830H228SEMIN	70
T5 2 x 35W	FPL830H235S	FPL830H235SEMIN	71
T5 2 x 39W	FPL830H239S	FPL830H239SEMIN	59
T5 2 x 49W	FPL830H249S	FPL830H249SEMIN	66
T5 2 x 54W	FPL830H254S	FPL830H254SEMIN	62

Louvre - 800mm Wide 30mm Acoustic Silver

			LL/CW
T5 2 x 21W	FLL830H221S	FLL830H221SEMIN	57
T5 2 x 28W	FLL830H228S	FLL830H228SEMIN	65
T5 2 x 35W	FLL830H235S	FLL830H235SEMIN	68
T5 2 x 39W	FLL830H239S	FLL830H239SEMIN	57
T5 2 x 49W	FLL830H249S	FLL830H249SEMIN	63
T5 2 x 54W	FLL830H254S	FLL830H254SEMIN	59

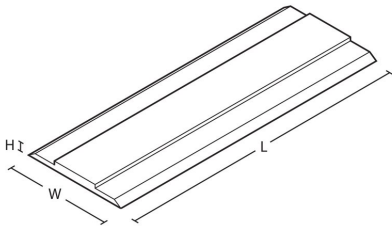
Accessories

End Cap 30mm Acoustic 800mm wide white	FLL830ECW
End Cap 30mm Acoustic 800mm wide silver	FLL830ECS
Infill - 30mm deep, 400mm long, 800mm wide silver	FLL830INF400S
Infill - 30mm deep, 800mm long, 800mm wide silver	FLL830INF800S
Bracket set for one luminaire	FLLBRAKIT
Suspension Kits	FLLSUSKIT

Options

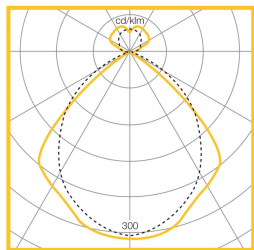
*600mm WIDE OPTION	Replace the 8 with 6 for rafts, infills and end caps	i.e FPL630H221S
48mm ACOUSTIC ABSORPTION MATERIAL	Replace the 30 with 48	i.e FPL848H221S
COMEPS*	Add suffix /EP	i.e FPL830H221S/EP
COMMAND 4	Replace H with Q4Y	i.e FPL830Q4Y221S
DALI DIMMING	Replace H with Y	i.e FPL830Y221S
WHITE FINISH	Replace S with W	i.e FPL830H221W
* Not available with LED luminaire		

Dimensions



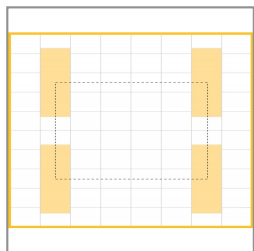
VERSION	L	W	H	KG	KG(EM)
LED 4600 Lumen	2200	800	58	26.2	
LED 7800 Lumen	2200	800	58	26.5	
21/39W	2200	800	58	17.3	18.3
28/54W	2200	800	58	18.3	19.3
35/49W	2200	800	58	19.3	20.3

Photometric Performance



2 x 54W T5 Foil
Louvre
LOR = 77.5%
SHR MAX = 1.65

Performance Guide



Lamps	2 x 54W T5
Illuminance	530 lux
Spacing	3.0m x 3.0m
Maintenance	0.8
Reflectance	70/50/20
Ceiling Height	2.7m
Working plane	0.8m

To Specify

Suspended T5 lighting, acoustic and integrated services 600 or 800mm raft with concealed 30 or 48mm thick acoustic absorbers behind perforated side panels in a shallow 30° chamfered steel body. 3 segregated 28m x 28mm wiring channels with:
MIRO 5 zero iridescent louvres - as Whitecroft Lighting FOIL LOUVRE
Living louvre centrally mounted in micro polymer optic - as Whitecroft Lighting FOIL DUO

Application images

