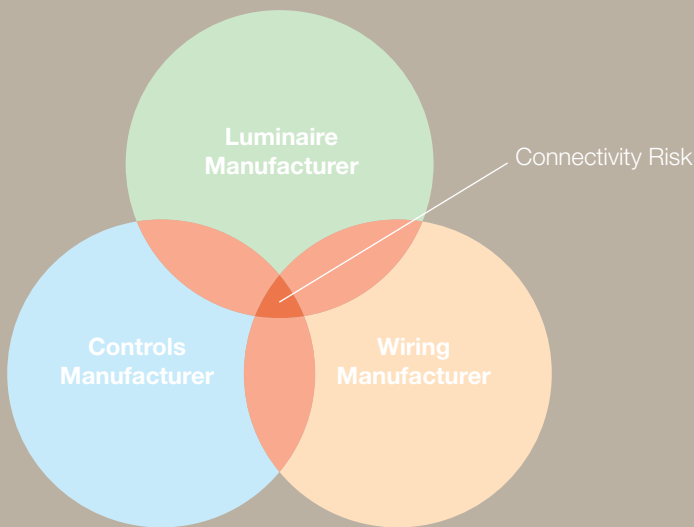


# command fast link

## Keeping Installation Simple

With Command Fast Link from Whitecroft Lighting, installation of any lighting scheme is significantly simplified. As a lighting scheme is designed, connectivity can be pre-planned and a complete package of luminaires, controls and wiring ready to install is delivered to site. Not only does this reduce installation time, but eliminates both costly down time and the risk associated with traditional multi-party specifications. These systems are factory tested and guaranteed to be fault free.



In any specification, the areas where different suppliers overlap creates a connectivity risk which can be time consuming and costly to solve on site.

## Installation Time Comparison

	Traditional Installation Time	Command Fast Link Installation Time
Luminaire	30 mins	12 mins
Control Devices	40 mins	12 mins
Manual Switch	40 mins	20 mins
Emergency Key Switch	40 mins	20 mins

If we assume that a typical installation comprises 100 luminaires, with 10 control devices, 4 switches and 4 emergency key switches, then the installation will take around 63 man hours when wired conventionally. With Command Fast Link, this installation time is reduced to around 25 hours. Furthermore, because of Command Fast Link's plug and play connectivity, less skilled labour is required to successfully install a project.

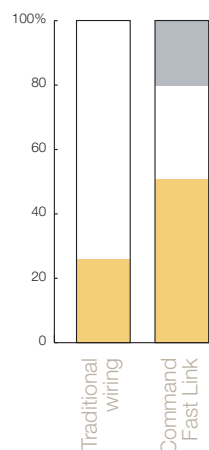
# command fast link

## Adding Flexibility To The Workspace

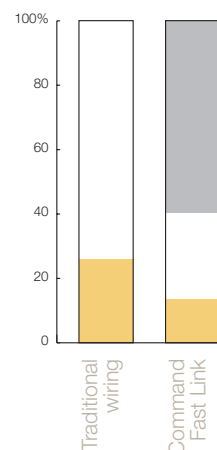
Command Fast Link brings savings to any installation. Whilst material costs increase, on-site labour cost is significantly reduced which can result in an overall saving of around 20%.

However, the benefits of Command Fast Link do not end at installation. In any modern office environment, flexibility is key to the success of the building. As the demands on the space change, lighting and controls need to be easily and quickly re-configured to adapt to the new requirements. Command Fast Link allows the contractor to simply re-configure switching arrangements without the need for costly re-wiring.

Cost comparison -  
Initial Installation



Cost comparison -  
Re-configuration



□ Labour Cost    ■ Material Cost    ■ Potential Saving

## Command Fast Link Connectors

There are 6 basic elements in the Command Fast Link system which are available in both 4 and 6 core configurations. These can be combined to cater for any wiring need and are designed to allow fast, error free connection.

All plugs are mechanically keyed for easy connectivity and to prevent installation errors. Plugs are also self-locking to prevent accidental disconnection. Components are type tested to EN1313.

LSF 1.5mm<sup>2</sup> stranded cable is used throughout the system and is type tested to EN50267.

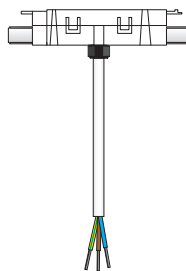
Once assembled the whole installation is factory tested for connectivity and clearly labelled. In full compliance with EN7671.




Starter Lead for connection to building power distribution



Extender to link luminaires and switch modules



Switch Module with in-line connection for wall switch



Flying Lead to link luminaires to T piece  
These can be supplied pre-wired to luminaires



T Piece to connect luminaires and detectors to extender

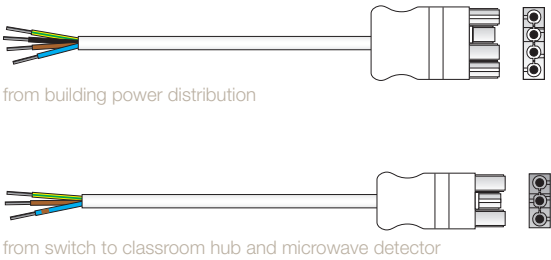
# starter and one-switch leads

## Order Codes

Unit	Colour	
4m Starter Lead	White	CFL/ST/4P/4M
4m Starter Lead	White	CFL/ST/6P/4M
with 4/6 Pole GST Female connector to free end		
4m DALI Starter Lead	Black/Grey	CFL/DAL/ST/6P/4M
with 6 Pole GST Female connector to free end		

---

Unit	Colour	
6m Switch Lead	White	CFL/SD/3P/6M
12m Switch Lead	White	CFL/SD/3P/12M
with 3 Pole GST Male connector to free end		



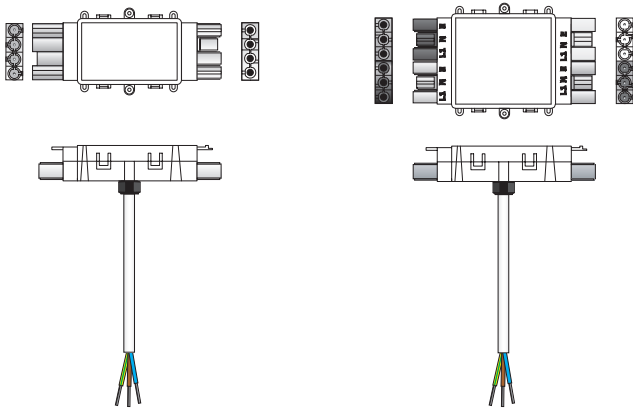
# switch modules

## Order Codes

Unit	Colour	
4 Pole Switch Module	White	CFL/SLM/4P
4 Pole Emergency Key Switch Module	White	CFL/SLME/4P
4 Pole Switch Module with 3 pole plug assembly	White	CFL/SLM/4P/3P
4 Pole Emergency Key Switch Module with 3 pole plug assembly	White	CFL/SLME/4P/3P
Male to Female GST 4 pole in-line connector, 4 metre 3 core cable to free end		

---

Unit	Colour	
6 Pole Switch Module	Black/Grey	CFL/SLM/6P
6 Pole Emergency Key Switch Module	Black/Grey	CFL/SLME/6P
Male to Female GST 6 pole in-line connector, 4 metre 3 core cable to free end		
6 Pole DALI Switch Module	Black/Grey	CFL/DAL/SLM/6P/4M
Male to Female GST 6 pole in-line connector, 4 metre 3 core cable to free end		



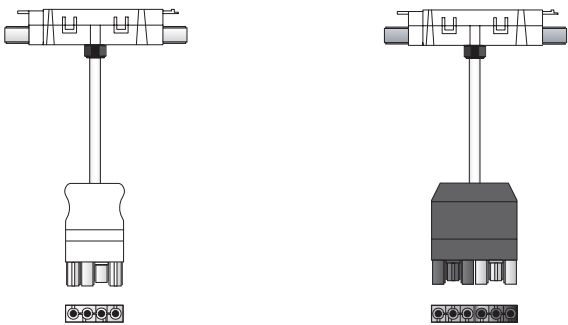
# detector modules

## Order Codes

Unit	Colour	
4 Pole Detector Module	White	CFL/DM/4P
Male to Female GST 4 pole in-line connector, 0.5 metre to Female GST 4 pole connector		

---


Unit	Colour	
6 Pole Dimming Detector Module	Black/Grey	CFL/DDM/6P
Male to Female GST 6 pole in-line connector, 0.5 metre to Female GST 6 pole connector		
6 Pole DALI Detector Module	Black/Grey	CFL/DAL/DM/6P
Male to Female GST 6 pole in-line connector, 0.5 metre to Female GST 3 pole connector		



# 4 pole extenders

## Order Codes


Unit	Colour	
1m Lighting Extender Lead	White	CFL/EX/4P/1M
3m Lighting Extender Lead	White	CFL/EX/4P/3M
5m Lighting Extender Lead	White	CFL/EX/4P/5M
7m Lighting Extender Lead	White	CFL/EX/4P/7M
9m Lighting Extender Lead	White	CFL/EX/4P/9M
4 Pole – 4 Core Male to Female GST connectors		



# 6 pole extenders

## Order Codes

Unit	Colour	
1m Lighting Extender Lead	Black/Grey	CFL/EX/6P/1M
3m Lighting Extender Lead	Black/Grey	CFL/EX/6P/3M
5m Lighting Extender Lead	Black/Grey	CFL/EX/6P/5M
7m Lighting Extender Lead	Black/Grey	CFL/EX/6P/7M
9m Lighting Extender Lead	Black/Grey	CFL/EX/6P/9M
6 Pole – 6 Core Male to Female GST connectors		



# 4 to 6 pole converters

## Order Codes


Unit	Colour	
3m 4 to 6 Pole Converter	White/Black/Grey	CFL/EX/4-6P/3M
6m 4 to 6 Pole Converter	White/Black/Grey	CFL/EX/4-6P/6M
4 Pole Male to 6 Pole Female GST connectors		



# 6 to 4 pole converters

## Order Codes

Unit	Colour	
3m 6 to 4 Pole Converter	White/Black/Grey	CFL/EX/6-4P/3M
6m 6 to 4 Pole Converter	White/Black/Grey	CFL/EX/6-4P/6M
6 Pole Male to 4 Pole Female GST connectors		




# 4 pole flying leads

## Order Codes

Unit	Colour	
0.3m Flying Lead	White	CFL/FL/4P/4C/0.3M
3m Flying Lead	White	CFL/FL/4P/4C/3M
5m Flying Lead	White	CFL/FL/4P/4C/5M
Male GST to Free end 4 Pole 4 Core		

Unit	Colour	
0.3m Flying Lead	White	CFL/FL/4P/3C/0.3M
3m Flying Lead	White	CFL/FL/4P/3C/3M
5m Flying Lead	White	CFL/FL/4P/3C/5M
Male GST to Free end 4 Pole 3 Core		

NOTE: To pre-wire these leads to Whitecroft luminaires please contact the sales office for references.



# 6 pole flying leads

## Order Codes

Unit	Colour	
3m Flying Lead	Black/Grey	CFL/FL/6P/6C/3M
5m Flying Lead	Black/Grey	CFL/FL/6P/6C/5M
Male GST to Free end 6 Pole 6 Core		

Unit	Colour	
3m Flying Lead	Black/Grey	CFL/FL/6P/5C/3M
5m Flying Lead	Black/Grey	CFL/FL/6P/5C/5M
Male GST to Free end 6 Pole 5 Core		

NOTE: To pre-wire these leads to Whitecroft luminaires please contact the sales office for references.



# T piece

## Order Codes

Unit	Colour	
T Piece	White	CFL/4T
4 Pole molded T Piece, 1 in 2 out		

Unit	Colour	
T Piece	Black/Grey	CFL/6T/3C/0.3M
T Piece	Black/Grey	CFL/6T/4C/0.3M
T Piece	Black/Grey	CFL/6T/5C/0.3M
T Piece	Black/Grey	CFL/6T/6C/0.3M
6 Pole GST T Piece, 0.3m Lead (3, 4, 5 or 6 Core)		

NOTE: To pre-wire these leads to Whitecroft luminaires please contact the sales office for references.

